

Summer / Winter Control

Carburetor

Altitude Adjustment

Air Pre-heater
Push In for winter
Pull out for summer

Air Filter
Replace - 150 hr
with Onan filter (140-2105)

Air Filter

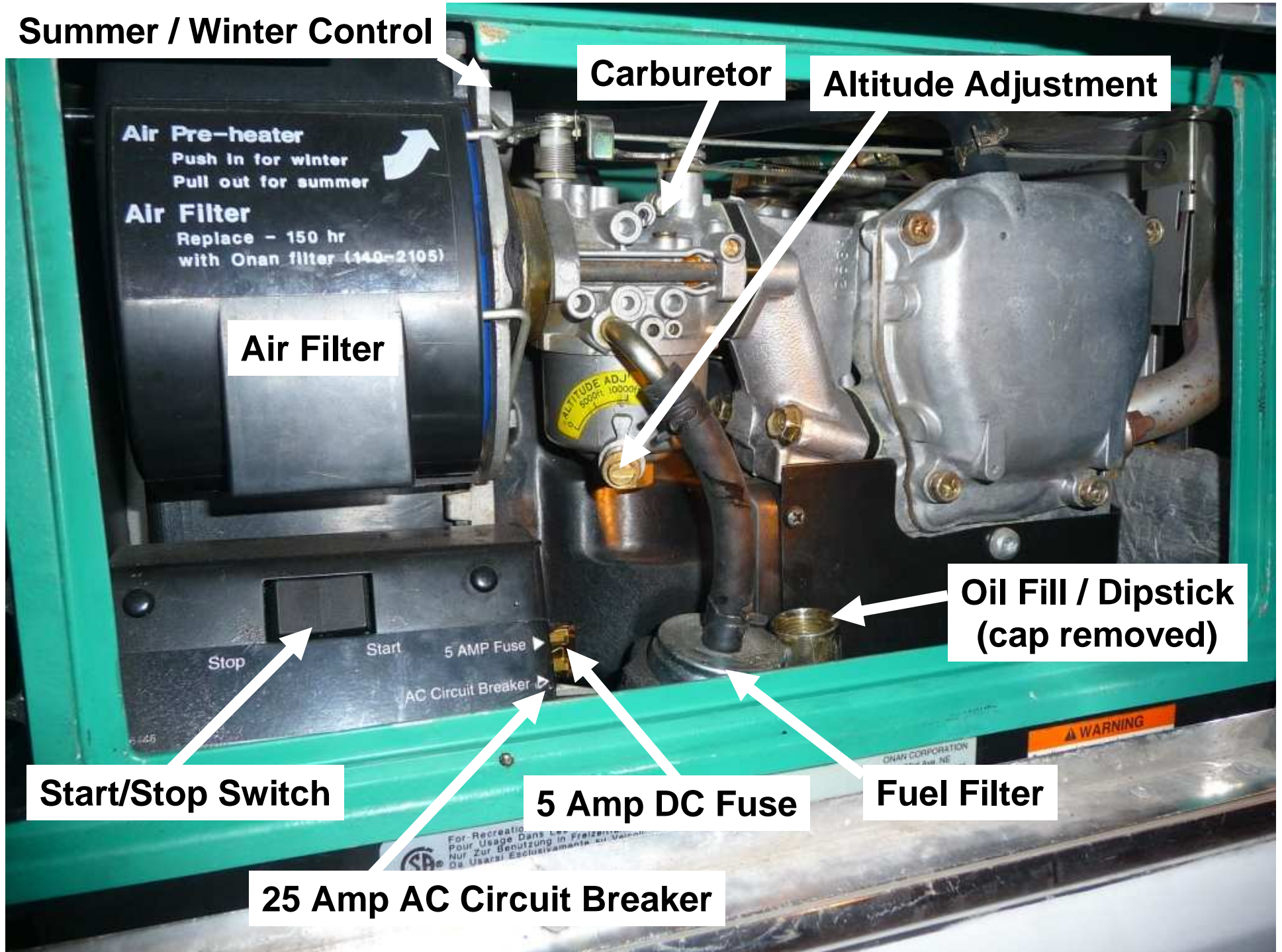
**Oil Fill / Dipstick
(cap removed)**

Start/Stop Switch


5 Amp DC Fuse

Fuel Filter

25 Amp AC Circuit Breaker



Start the Generator from the Generator Start Switch.



Check and Reset the Onan Circuit Breaker



- Off is down
- On is up
- Reset by moving down, then up

Check The Oil Level



- Remove and wipe off dipstick
- Insert but do not screw in
- Oil level should be in XXX area
- Takes 1 quart of oil

Change the Altitude Setting



- The altitude setting controls the main fuel mixture.
- At high altitude there is less oxygen and you have to adjust the fuel / air mixture to compensate.

Change the Summer / Winter Setting



Push in for Winter
Pull out for Summer
(not all Onans have this)




Run Seafoam through the Carburetor to Clean the Jets

- Available at Auto Parts stores, Wal-Mart, Amazon
- Best when gas tank $\frac{1}{4}$ to $\frac{1}{2}$ full.
- Add recommended amount
- Run generator 2 hours, under $\frac{1}{2}$ load (normal exercise routine)
- If still rough, sit overnight, repeat the next day. Repeat if needed.
- Still running rough? Likely clogged idle jet, will require cleaning



Fixing Rusty Grounds




**Main Onan
Chassis Ground
(rear of box)**

Fixing Rusty Grounds



Fuel Pump Ground



**Neutral & 120v Grounds
+ Onan circuit grounds**




Ignition Coil Ground




Carburetor Parts Labeled






Idle Speed Screw

Idle Jet Plug



Removing Idle Jet Plug



Idle Jet

